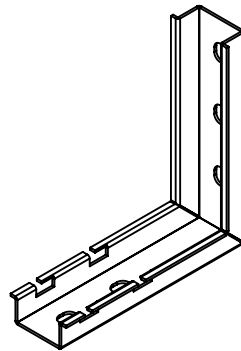
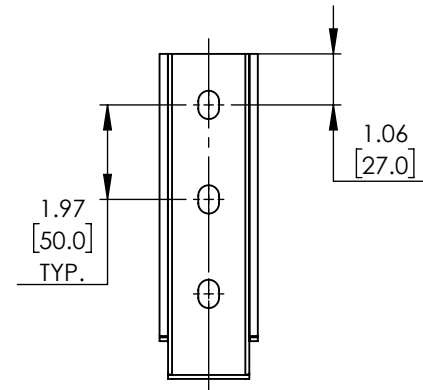
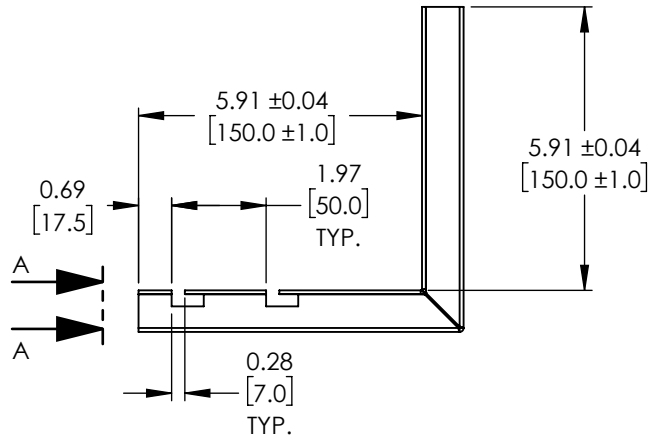
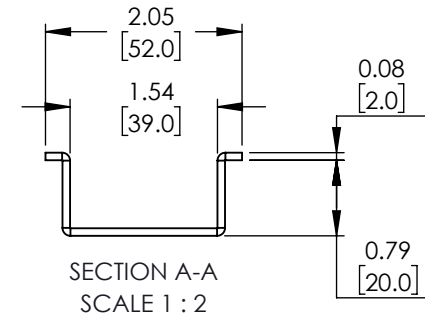
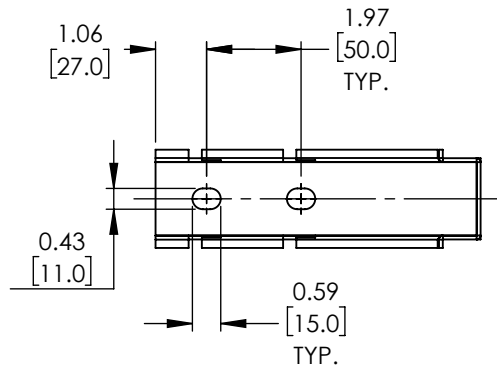


REVISIONS			
REV.	DESCRIPTION	DATE	APPROVED
A	NEW RELEASE	07/05/21	V.CHAN



THESE COMMODITIES, TECHNOLOGY OR SOFTWARE WERE EXPORTED FROM THE UNITED STATES IN ACCORDANCE WITH THE EXPORT ADMINISTRATION REGULATIONS. DIVERSION CONTRARY TO U.S. LAW PROHIBITED.

UNLESS OTHERWISE SPECIFIED
LEADING DIMENSIONS ARE INCHES
DIMENSIONS IN [] ARE MILLIMETERS

TOLERANCES:

X = ± 2	[5.08]	FRACTIONS
.XX = ± 0.02	[.51]	± 1/32
.XXX = ± 0.005	[.13]	ANGLES ± 1°

CABLE LENGTH (L) TOLERANCES:

L ≤ 12	[305]	= +1 [25] / -0
12 [305] < L ≤ 60	[1524]	= +2 [51] / -0
60 [1524] < L ≤ 120	[3048]	= +4 [102] / -0
120 [3048] < L ≤ 300	[7620]	= +6 [152] / -0
300 [7620] < L		= +5%L / -0

ALL DIMENSIONS SHOWN
ARE FOR REFERENCE ONLY.



859 E. Park Avenue, Libertyville, IL 60048
Phone: 1.800.505.1363
Website: www.navepoint.com
E-mail: sales@navepoint.com

THIRD-ANGLE PROJECTION	
THE INFORMATION AND DESIGN IN THIS DOCUMENT IS THE PROPERTY OF TRANSECTOR, INC. ALL RIGHTS RESERVED.	
SHEET	OF
1	1
SCALE	N/A

SIZE	CAGE CODE	DRAWN BY	ITEM NO.	REV
A	7UTA6	SLI	00406518	A